

 **Revoria Press PC1120**

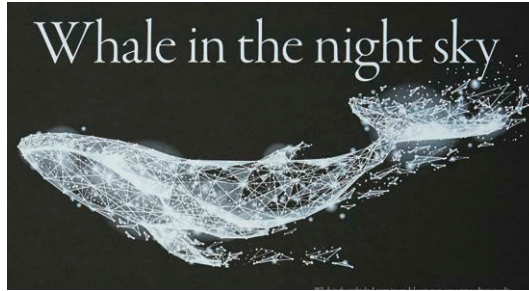
Infinite Colour Possibilities



6-colour print engine brings unrivaled expressive power to digital printing.


- Superior productivity with high-speed printing of 120 ppm even when printing in 6 colours.
- High-definition expression with high-output resolution at 2400 x 2400 dpi.
- High-performance print server that maximises print engine productivity.
- Supports a broad range of stocks: 52 gsm lightweight paper, 400 gsm heavyweight paper, minimum 98 x 148 mm and up to 330 x 1200 mm.
- Various feeding and finishing options to streamline workflow from print to post-press.

You can create a variety of metallic effects with Gold and Silver underlay. PANTONE® and our unique pre-installed metallic colours are available.



You can print on coloured media with high opacity White toner.

Pink toner can create eye catching design with fluorescent pink.



White underlay printing can be used as a base for coloured paper and transparency films.

Pink toner can make the colour gamut expand. More vivid colours can be reproduced.



Clear and metallic colours are less prone to be duplicated and effective on tickets, etc.

Note: Pink toner can be used to reproduce the vivid colors of red, orange, and purple in RGB.

You can create premium print effects with Silver and Gold toners.

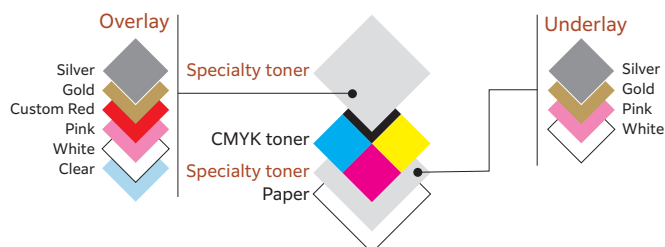
— Quality & Productivity Achieves both image quality and productivity at a high level.

1 pass 6-colour print engine

In addition to CMYK toner, the press can load a maximum of two specialty toner stations. For specialty toner, choices of Clear*¹, Gold, Silver, White, Pink and Custom Red*^{1*2} toners are available. By overlaying CMYK on Silver or Gold, you can print various brilliant metallic colours. The rich colour expressions created by the 6-colour print engine can expand your business.

*1: Clear and Custom Red toner can only be used for Overlay.

*2: Custom Red toner is available in limited countries.



Note: Users can swap the colours of the specialty toner unit faster and more easily than an offset press.

High resolution printing of 2400 x 2400 dpi

The heart of the printer, ROS*¹, uses VCSEL*² as a light source. It enables printing at 2400 x 2400 dpi high resolution by drawing images simultaneously with multiple laser beams.

*1: Raster Output Scanner

*2: Vertical Cavity Surface Emitting Laser

Super EA*-Eco toner for high image quality

Super EA-Eco toner with extremely small particle size allows smooth reproduction of gradations in photographs, uniform density and sharper fine lines and text. It also produces easy-to-read printed text with less glare.

*: EA: Emulsion Aggregation

Easy and quick adjustment

The inline sensor is built into the printer body, allowing easy and quick calibration. It also has an automatic adjustment function that allows you to adjust* multiple settings at once. It minimises the effort required for maintenance and downtime.

*: Batch adjustment of the following can be performed: Auto Alignment, 2nd Bias

Transfer Roll Correction, Auto Tone Correction, Density Uniformity Correction

— Image Processing Print server with high resolution and fast processing.

Image data processing maximising print engine performance

High quality image data can be generated with RIP processing of 1200 x 1200 dpi and 10 bit (1024 gradation levels) on the print server. In addition, high resolution and smooth screen image of 2400 x 2400 dpi can be generated on the device with our unique HQ digital screen technology (MACS*) employed. These data processing technologies can generate high image quality brought from the maximisation of the print engine performance.

*: Micro Accurate Control Screen.

Professional colour management system

Supports various CMYK colour standards such as Fogra, SWOP and GRACoL.

Image Enhancement in a more beautiful way

Higher image quality has been implemented with "Edge Enhancement" that fixes jaggedness on the edge of thin line and text outline and "Adjust Invert Text/Line Weight" that fixes thickened / blurred text.

Note: Default setting: OFF

Selecting different screens for individual objects for optimum image quality

You can select the suitable screen for each object such as a text and photo. The FM screen is effective for moire. Granular roughness that tends to occur on FM screens is suppressed by the dot arrangement suitable for the electrophotography profile, realising a smooth image quality.

— Versatility A wider range of media types and finishes.

Supporting a wide range of paper weights from lightweight paper of 52 gsm to heavyweight paper of 400 gsm

Paper sizes ranging from A6 to 330 x 488 mm are available. Full-bleed printing on SRA3 (320 x 450 mm) is also possible and it is useful to create brochures or leaflets that need to have bleed.

Supports banner sheets of maximum 1200 mm

You can print up to 330 x 1200 mm banner sheets for simplex printing*. Widen the scope of new printing application such as powerful panoramic posters.

Note: Please contact our sales representative for paper feeder or output module that is required for Banner sheet printing

*: Up to 330 x 729 mm for automatic duplex printing.

Eliminate static electricity on Film and Metallic media

Film and metallic media are easily charged by static electricity when printing, and the printed media may stick together. However, the inline static eliminator module* makes it easy to stack and align these media.

*: Optional "Static Eliminator D1".

Various inline finishing*

You can create a variety of finished products with full bleed, trimming, crease and folding options.

*: Optional

Make skin texture beautiful

Equipped with a function to brighten the image using fluorescent Pink toner. By separating into CMYK + Pink, skin tones can be brighter, and the texture of the skin can be reproduced smoothly and beautifully.


Note: You can choose 3 levels of effect. Since the pink layer is generated from magenta, it affects the images containing magenta.



AI-based photo quality optimisation*

AI (Artificial Intelligence) automatically determines the scene for each photographic image on the page and corrects the image appropriately for each of them. Low quality images, such as poor contrast and brightness, can be automatically corrected.

*: Applies to RGB type images.




Connection with third-party finishers*

Third-party finishers* can be connected inline.

*: Optional "High Capacity Stacker A1 with Transport Module" is required. Please contact our sales representative for third-party finishers.

"Air Suction Feeder*" with enhanced paper handling capabilities

Using air suction a shuttle head picks up each sheet individually and delivers it securely. This improves paper feeding performance for low quality, textured and coated media.

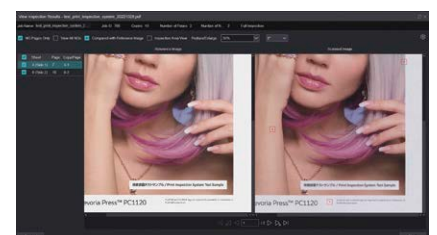


*: Optional

Automatically inspect prints

It automatically checks for printing defects, greatly reducing time and effort. The built-in scanner reads printed images and compares them with RIP data to detect printing defects. Inspection is performed in real time while printing, so there is no loss of time.

Detectable defects: Dots, stains, pinholes, streaks, dog ears.



Note: Options are required. Please contact our sales representative for details.

Inspection Result Screen

Revoria Press PC1120

Full Configuration



Full Configuration: W 10462 x D 1104 x H 1786 mm

Flexible feeding and finishing options Expand applications with combined options.

Feeding options



High Capacity Feeder C3-DS
+ Multi Sheet Inserter*1

- Air assist
- Multifeed detection

2000 sheets x 2 trays+250 sheets
Maximum SRA3, 330 x 488 mm



2nd High Capacity Feeder C1-DS+
High Capacity Feeder C3-DS
+ Multi Sheet Inserter*1

- Air assist
- Multifeed detection

2000 sheets x 4 trays
+250 sheets
Maximum SRA3, 330 x 488 mm



Air Suction Feeder
C1-DS*2

- Air suction
- Multifeed detection

2100 sheets x 2 trays+250 sheets
Maximum SRA3, 330 x 488 mm



Chained Air Suction Feeder C1-DS-L*2
+Chained Air Suction Feeder C1-DS-R

- Air suction
- Multifeed detection

2100 sheets x 4 trays
+250 sheets
Maximum SRA3, 330 x 488 mm



Air Suction Feeder C1-DSXL*2
+ Banner Unit for Air Suction
Feeder C1-DSXL

- Air suction
- Multifeed detection
- Long sheets feeding

800 sheets + 2100
sheets+250 sheets
Maximum 330 x
1200 mm (Upper
tray)



Chained Air Suction Feeder C1-DSXL-L*2
+Chained Air Suction Feeder C1-DS-R
+ Banner Unit for Air Suction Feeder C1-DSXL

- Air suction
- Multifeed detection
- Long sheets feeding

800 sheets + 2100 sheets x
3 trays+250 sheets
Maximum 330 x 1200 mm
(Upper tray)

Output options

1 Interface Decurler Module D1

Real-time paper curl correction

2 Inserter D1

Cover / sheet insertion

3 Static Eliminator D1

Eliminate static electricity

4 Smart Monitoring Gate D1

Print inspection

5 High Capacity Stacker A1

5000-sheet offset-stacking

Single and dual combinations

Stacker cart

Long sheets Output

High Capacity Stacker A1
with Transport Module

Connection with 3rd party finisher

5000-sheet offset-stacking

Stacker cart

Long sheets Output

6 Crease/Two-sided Trimmer D2

Two-sided trim

Crease

7 Folder Unit CD2

Z fold half sheet

Tri-fold

8 Finisher D6

Sort / Stack

Stapling

Hole punch*3

Long sheets Output

Finisher D6 with Booklet Maker

Sort / Stack

Stapling

Hole punch*3

Single fold

Saddle staple

Long sheets Output

9 Square Back Fold Trimmer D1

Face trim

Square back

Offset Catch Tray

Offset Stack

Long Catch Tray

Long sheets Stacking

*1: Multi Sheet Inserter or Multi Sheet Inserter for Banner Print is required.
*2: Multi Sheet Inserter for Banner Print is equipped as standard.
*3: Optional

fujifilm.com/fbhc



Adobe PostScript



Adobe PDF Print Engine

FUJIFILM

FUJIFILM Business Innovation Hong Kong Limited

27/F, Tower 1, The Millennium, 98 How Ming Street, Kwun Tong, Kowloon, Hong Kong
Tel. 852-2513-2513

The available model varies depending on the country/region. Please ask the sales representatives for details.

The product specifications, appearance and other details in this brochure are subject to change without notice for improvements.

Reproduction Prohibitions Please note that reproduction of the following is prohibited by law: •Domestic and foreign currencies, government-issued securities, and national bonds and local bond certificates. •Unused postage stamps, post cards, etc. •Certificate stamps stipulated by law. •Reproducing works forming the subject matter of copyright (literary works, musical works, paintings, engravings, maps, cinematographic works, drawings, photographic works, etc.) is not permitted unless the reproduction is for the purpose of personal use, family use or other similar uses within a limited circle.

Trademarks •FUJIFILM and FUJIFILM logo are registered trademarks or trademarks of FUJIFILM Corporation. •Revoria, Revoria logo, Revoria Press and Revoria Flow are registered trademarks or trademarks of FUJIFILM Business Innovation Corp. •Adobe, Adobe logo, PostScript and PostScript logo, Adobe PDF, Adobe PDF Print Engine are either registered trademarks or trademarks of Adobe in the United States and/or other countries. •All product names and company names mentioned in this brochure are trademarks or registered trademarks of their respective companies.



For Your Safety

Before using the product, read the Instruction Manual carefully for proper use. Use the product with the power source and voltage specified. Be sure to establish ground connection. Otherwise, electronic shock may result in the case of a failure or short circuit.

The information is as of March, 2023. PIC-0184 HK (2107-R2)